

Welcome to Westfield Community Primary School

Nursery to Reception Transition Meeting
2025





Who's who?



Miss Sunner

Ash class teacher

Lead EYTS teacher



Miss Taylor

Elm class teacher
(Monday – Wednesday AM)

Phonics Subject Leader



Mrs Hartle

Elm class teacher
(Wednesday PM – Friday)

RE Subject Leader



A typical day in Reception

- Enter school at 8.40 am via KSI playground
- Ash and Elm to form two separate lines – sign posted
- Welcome and registration
- Assembly/class circle time
- Phonics
- Reading (3 x per week)
- Snack time
- Literacy
- Lunch 11:45am–12:45pm
- Afternoon registration
- Maths
- Creative curriculum
- Home time 3:20pm – Collection KSI playground (same as drop-off)



Throughout the day, children will have independent access to a range of activities linked to their learning.



Our Topics

We will begin the year with 'Marvellous Me', celebrating everything that makes us special and unique.



Fantastic Festivals



Around the World



The Great Outdoors



Express Yourself



Community Superheroes




Little Wandle – Phonics

Phonics is..

"making connections between the sounds of our spoken words and the letters that are used to write them down."

- ❖ Phonics lessons are taught daily for roughly 20 minutes.
- ❖ The children are taught a new sound **per day** from Monday – Thursday.
- ❖ On Friday, we review reading and spelling words containing our focus sounds for the week.
- ❖ We read 3 times a week with an adult and we celebrate our success with you at home.

We will be providing a Phonics Workshop in the Autumn term – Details to follow.




Tapestry / Weduc



Tapestry

- We use Tapestry to record and log significant moments of learning.
- We encourage parents/carers to share and upload achievements with us to celebrate too!
- Westfield Nursery parents will automatically move onto the Reception class and your logins will remain the same.
- New parents will need to fill out a consent form, provide us with an email address and a link will be sent to you with instructions to set up your Tapestry account.



Weduc

- These message are sent by the school office.
- Information such as PE days, Forest School days and term dates will be shared with you.
- Weduc also is the app used to share parents evening slots, payments, trip information and newsletters.

Lunchtimes

All children are entitled to a free school lunch.

Ordered via Weduc

Alternatively you are able to provide a packed lunch if you wish.

A typical menu:

<i>Westfield Primary Dining ~ A Recipe for Success</i>				
Week 1 <small>Week Commencing: w/c 8th April, 29th April and 20th May 2024</small>				
Monday	Tuesday	Wednesday	Thursday	Friday
Tomato & Basil Pasta (v) Cheese Pastry (v) Herby Diced Potatoes Peas Flapjack Yogurt / Fruit	Fish Cakes Cheese & Potato Pie (v) Potato Wedges Beans / Peas Double Chocolate Muffins Fresh Fruit Salad	Sausages & Gravy Veggie Sausages (v) Yorkshire Pudding Roast Potatoes Seasonal Vegetables Goosey Chocolate Cake & Custard Yogurt / Fruit	Pasta Bolognese Veggie Bolognese (v) Garlic Bread Pancakes Fruit / Jelly	Chicken Nuggets Pizza Veggie Dippers (v) Chips Beans / Peas Jam Doughnuts Yogurt / Fruit
Available Daily: Selection of cold wraps, Jacket Potatoes with various fillings, fresh mixed salad and fresh fruit				

The road to Reception!



Here are some tips to help you prepare for Reception:



Practise counting skills and recognising numbers you see in the environment.

Practise tidying away your own things.

Play games to develop sharing and turn taking skills.
Share and talk about stories.

Practise writing your name.

Practise 'real-life' writing by helping to write shopping lists, birthday cards or post-it notes.

Recognise your own name (this will help you to find your own belongings such as a cardigan, jumper or water bottle).



Practise going to the toilet independently and remember to wash your hands.
Use good table manners and use cutlery.

Please ensure that all belongings are clearly labelled.

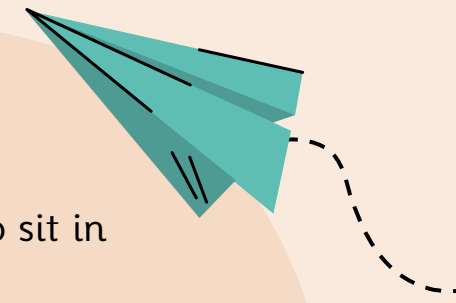


Talk about starting school, discuss feelings and any possible worries.

Understand that you can ask an adult for help if you need it (this may be a teacher or TA at school).

Practise putting your jumper/cardigan/coat on and off by yourself.

Our Book of Sunshine



Hello, my name is _____

A PICTURE OF MY FAMILY

THIS IS ME!

TOP TIPS FOR MY TEACHERS. HOW TO BEST SUPPORT ME.

3 THINGS I LOVE TO DO

1. _____
2. _____
3. _____

MY FAVOURITE COLOUR: _____

Who will drop off and pick me up from school:

ANY EXTRA INFORMATION YOU THINK WE NEED TO KNOW. PLEASE WRITE ON THE BACK

In Reception when the children are missing home, we ask them to sit in a quiet place and look at their page in the 'book of sunshine'.

Please complete the following task...

Complete our A3 sized 'All About Me' template for our 'Book of Sunshine'. It will include:


My name.

My family / Who I live with?

Who will drop off / collect me from school?

What I like?

We look forward to sharing each child's page.



What you will need to bring with you

- Please ensure all items are clearly named with first and surname.
- Coat
- Bag
- Spare clothes (including change of pants/socks) does not have to be uniform, brought in school bag to be taken to and from school.
- A 500ml refillable drinks bottle (water is encouraged) and when finished children will use the water fountain to top up their own water. Children have lots of drink opportunities throughout the day including snack and lunch times.
- Snack is provided for all children, this is a piece of fruit as well as the choice of milk or water. Children should not bring their own snacks from home, as we cannot give this as an alternative.
- All stationary is provided, children do not need to bring pencil cases, pens, notebooks etc.
- We ask that toys from home remain at home, to prevent loss or damage.

Uniform reminders

ew

School Uniform	PE	Forest School
<ul style="list-style-type: none">• No any jewellery being worn in school for reasons of safety, although small stud-type earrings are acceptable, however pupils should refrain from wearing them on days when participating in sport.• Nail polish should not be worn.• Black flat shoes (trainers should only be worn for PE).	<p>Children come to school dressed in their PE kits on their PE days.</p> <ul style="list-style-type: none">• Black shorts/skort• Green polo top• Trainers/pumps as appropriate• A plain dark coloured tracksuit top and bottoms (without logos/patterns) for outdoor PE (dark green, navy or black tracksuit bottoms or leggings)• Football boots may be worn for after school clubs	<p>A pair of wellies to be left in school.</p> <p>Children should come to school dressed in warm, outdoor clothing on their Forest School days. (Trousers and long sleeved)</p> <p>Children should bring in waterproof coat / puddle suit on Forest School days (waterproofs are not provided for children).</p>



Thank you for joining us today.
We are really excited for
September!

Please ensure you leave with your
child's transition to Reception pack.

